

# ROAD ANGEL™

## QUICK START GUIDE



\*Product lifetime only and only with active specific subscription



V2.0PUREONE24.03.26

PURE  
**ONE**



# Introduction

Thank you for choosing the Pure One, From Road Angel. As our roads become busier, more congested, and more regulated, staying alert to road and traffic conditions is a growing challenge to all drivers.

Even the most attentive and conscientious driver can have a momentary lapse of concentration or even get distracted which could lead to an accident or a speed fine with penalty points.

The Road Angel Pure One is an IOT-based subscription product. There are a variety of subscription options available for you to choose from.

You can find a subscription package suitable for you via our website **roadangelgroup.com**, over the phone or via our purpose-built companion App.

You can download the app here and see the options.

The safety of you and your passenger is our prime consideration and we trust that for all the miles you drive, your Road Angel Pure One will enhance the safety and enjoyment of your journeys.

We are pleased to welcome you or welcome you back as a Valued customer and hope you are delighted with your new Road Angel Pure One!

Scan QR code  
to start



<https://Lead.me/bgHjps>

# Contents

Introduction.....	2
Contents page.....	3
What's in the box.....	4
Getting started.....	5-6
Register your Pure One.....	7-8
Subscriptions .....	9-10
Mounting Pure One .....	11
Accessories .....	12
Full user guide .....	13
Installation .....	13

# What's in the box



Pure One



USB Power Cable



Car Charger



User Guide



Magnetic Dash Mount



3M Sticky Pads x2

# Getting Started<sup>1</sup>

This Manual was made using Firmware 2.11.4.17. Some changes may not be reflected.

①



Plug the Pure One into a High-power outlet using the accessories provided.



Do not apply excessive pressure when plugging in or unplugging the device.

③



Upon connection of the power, the Pure One will automatically start up.

②



The Device is designed to be intuitive, please follow the on-screen step on both the Device and the App Screen.

④



Follow the on-screen instructions. Tap the right button to continue.

# Getting Started<sup>2</sup>

⑤



⑥



Tap the right button to continue

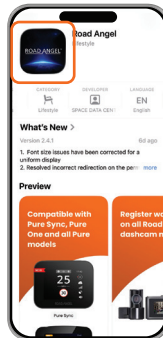
⑤



\*App Version may also reflect GUI changes in newer versions.

Download the app by scanning the QR Code or from your Smart Device's App Store

⑥



# Register your Pure One<sup>1</sup>

①



Open the app and sign in to your Road Angel account or create a new account.

②



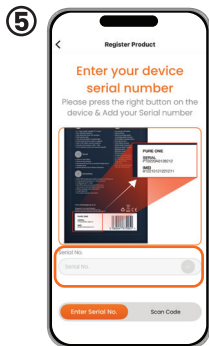
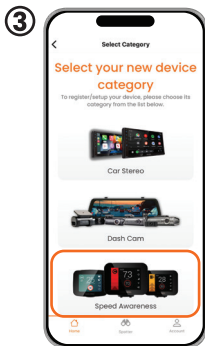
After sign-in, please press 'Add a new device'.

**ROAD ANGEL**<sup>TM</sup>

# Register your Pure One<sup>2</sup>



Enter your Pure One's Serial Number in the App on your Smartphone and Press the top right button on the Pure One to continue.



# Subscriptions<sup>1</sup>

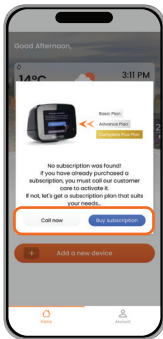
1



Your device will now look for a GSM SIM connection via its onboard modem.

\*please ensure device is in clear line of sight of the sky

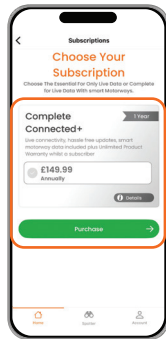
2



Open the subscription plan options in the app.

Choose a subscription plan in the app.

\*Product lifetime only and only with active specific subscription



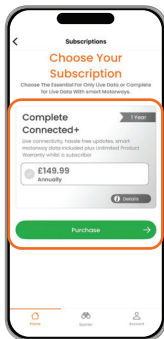
# Subscriptions<sup>2</sup>

①



②

Once a subscription is purchased the Pure One will automatically recognise the plan and update.



Note: Please be aware that once activated the device subscription is non-refundable. If not activated you have a 14-day cooling off period.

If you purchased a subscription at the time of the order or via our website, you will need to call Road Angel on 0330 320 3030 to get this activated.

<sup>2</sup>Product lifetime only and only with active specific subscription



## Mounting Pure One



Using the enclosed dashboard mount, please put the Pure One on your car dashboard in a clear line of sight of the sky and plug in the power cable.

**ROAD ANGEL™**

Don't miss out



Compliment your Pure One purchase. Scan below to find available accessories and products.



<https://l.ead.me/beYhRM>

## Scan for full user guide

By scanning the QR code below using your Smart Phone's Camera will give you access to a more indepth online user guide.



<https://i.lead.me/beVQza>

## Professional installation available



Call Road Angel on  
**0330 320 3030**  
to find out more

**ROAD ANGEL**™

ROAD ANGEL™

[RoadAngelGroup.com](http://RoadAngelGroup.com)

In Phase International Ltd, DB House, Rani Drive, Nottingham, NG5 1RF  
In Phase International GmbH, Williburgstraße 6, 44359 Dortmund, Germany

v2.0PUREONE24.03.26

PURE  
**ONE**